

	SCHEDA TECNICA TECHNICAL SHEET	Date: 20/07/2018	Rev/0

Codice / Code: H38940	Descrizione / description: Soffione Dream/3 a tre funzioni con luci LED, trasformatore a basso voltaggio, tastiera di comando LED e flessibile di alimentazione acqua. Installazione a controsoffitto. Luci LED 1 colore a scelta <i>Dream/3 three functions shower head with LED Lights, low voltage transformer, control keyboard for LED and flexible hose for water connection. False ceiling installation. LED lights 1 color choice</i>
--	--


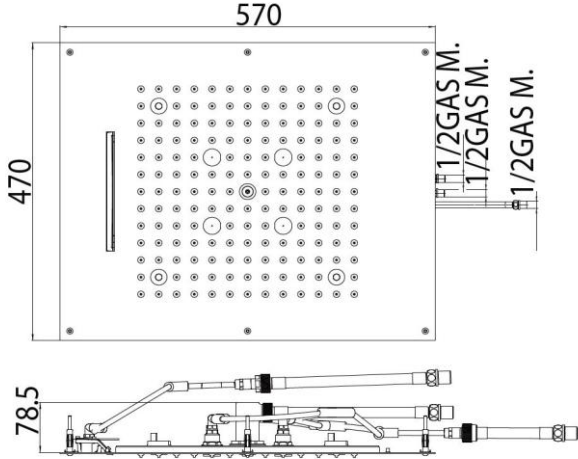
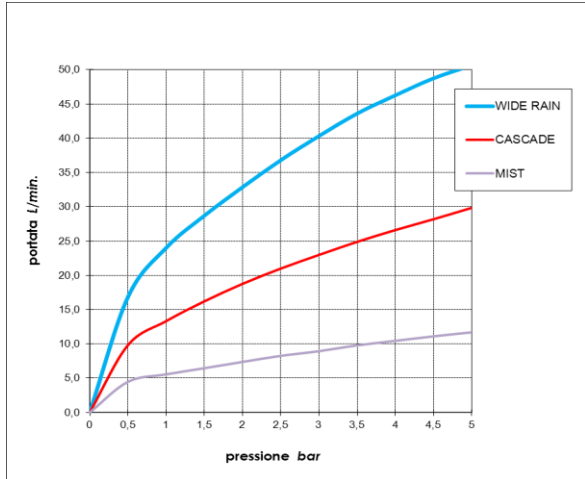
Foto / image 	Disegni / drawings 
--	---

Grafico di portata / Flow rate diagram																																																			
<table border="1"> <thead> <tr> <th></th> <th>WIDE RAIN</th> <th>CASCADE</th> <th>MIST</th> </tr> </thead> <tbody> <tr><td>0</td><td>0,0</td><td>0,0</td><td>0,0</td></tr> <tr><td>0,5</td><td>16,8</td><td>9,8</td><td>4,5</td></tr> <tr><td>1</td><td>24,0</td><td>13,3</td><td>5,6</td></tr> <tr><td>1,5</td><td>28,7</td><td>16,2</td><td>6,5</td></tr> <tr><td>2</td><td>32,9</td><td>18,8</td><td>7,4</td></tr> <tr><td>2,5</td><td>36,8</td><td>21,0</td><td>8,3</td></tr> <tr><td>3</td><td>40,3</td><td>23,0</td><td>8,9</td></tr> <tr><td>3,5</td><td>43,6</td><td>24,9</td><td>9,8</td></tr> <tr><td>4</td><td>46,3</td><td>26,6</td><td>10,5</td></tr> <tr><td>4,5</td><td>48,7</td><td>28,2</td><td>11,1</td></tr> <tr><td>5</td><td>50,6</td><td>29,9</td><td>11,7</td></tr> </tbody> </table>		WIDE RAIN	CASCADE	MIST	0	0,0	0,0	0,0	0,5	16,8	9,8	4,5	1	24,0	13,3	5,6	1,5	28,7	16,2	6,5	2	32,9	18,8	7,4	2,5	36,8	21,0	8,3	3	40,3	23,0	8,9	3,5	43,6	24,9	9,8	4	46,3	26,6	10,5	4,5	48,7	28,2	11,1	5	50,6	29,9	11,7			
	WIDE RAIN	CASCADE	MIST																																																
0	0,0	0,0	0,0																																																
0,5	16,8	9,8	4,5																																																
1	24,0	13,3	5,6																																																
1,5	28,7	16,2	6,5																																																
2	32,9	18,8	7,4																																																
2,5	36,8	21,0	8,3																																																
3	40,3	23,0	8,9																																																
3,5	43,6	24,9	9,8																																																
4	46,3	26,6	10,5																																																
4,5	48,7	28,2	11,1																																																
5	50,6	29,9	11,7																																																

MATERIALI / materials PIASTRE IN ACCIAIO AISI 304, GUARNIZIONE DI TENUTA EPDM, RACCORDERIA OTTONE PLATES MADE BY STAINLESS STEEL (AISI 304), SEALS BY EPDM AND FITTINGS BY BRASS

CARATTERISTICHE IDRAULICHE / hydraulic features					
	pressione pressure	portata flow rate	temperatura temperature	<i>solo per miscelatori termostatici</i> <i>only for thermostatic mixers</i>	
min	1 bar	/	/	Blocco di sicurezza safety lock	/
max	5 bar	/	<70°C	Temperatura acqua fredda cold water temperature	/
consigliata recommended	2-3 bar	16 L/min	/	Temperatura acqua calda hot water temperature	/

CERTIFICAZIONI / CERTIFICATIONS:

CONFORMITA' / CONFORMITY . UNI EN 1112
--