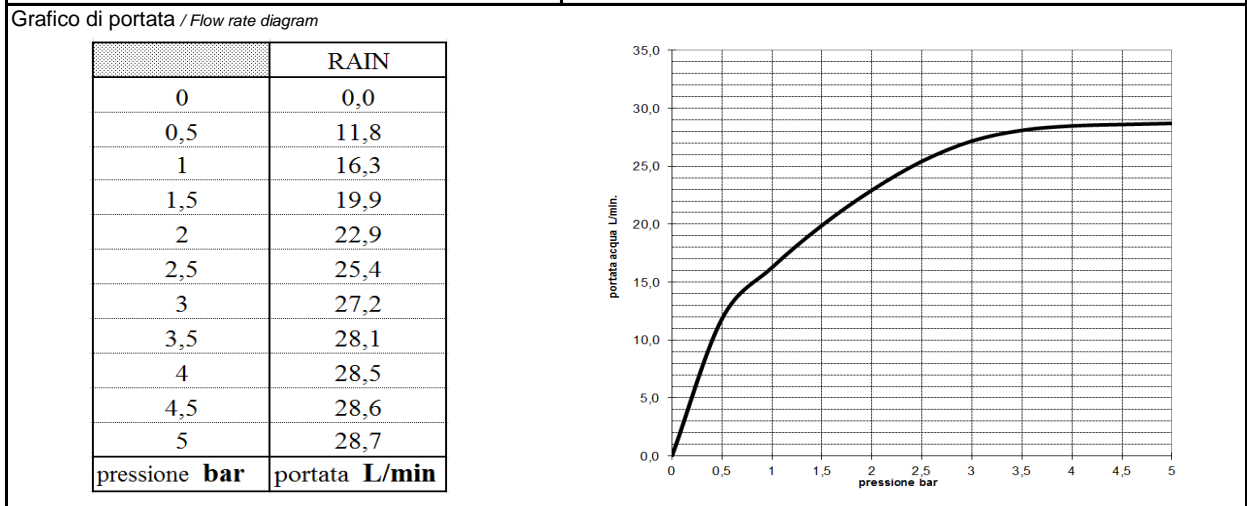
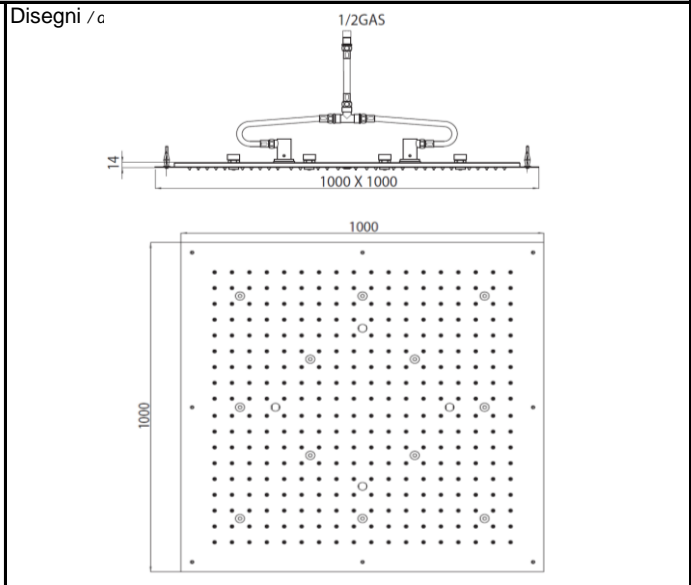



	SCHEDA TECNICA TECHNICAL SHEET	Date: 31/07/2017	Rev/0

Codice / Code: WI0383	Descrizione / description: Soffione Dream-XL 1000mmX1000mm con 12 luci LED, trasformatore a basso voltaggio, tastiera di comando per Cromoterapia e flessibile di alimentazione acqua, per installazione a controsoffitto Dream-XL (1000mmX1000mm size) shower head with 12 RGB Lights, low voltage transformer, control keyboard for Cromotherapy and flexible water connection for false ceiling installation
--	--



MATERIALI / materials
 PIASTRE IN ACCIAIO AISI 304, GUARNIZIONE DI TENUTA POLIPROPILENE, RACCORDERIA OTTONE - PLATES MADE BY STAINLESS STEEL, SEALS BY POLYPROPYLENE AND FITTINGS BY BRASS

CARATTERISTICHE IDRAULICHE / hydraulic features

	pressione pressure	portata flow rate	temperatura temperature	<i>solo per miscelatori termostatici</i> <i>only for thermostatic mixers</i>	
min	1 bar	/	/	Blocco di sicurezza safety lock	/
max	5 bar	/	<70°C	Temperatura acqua fredda cold water temperature	/
consigliata recommended	2-3 bar	20 l/min	/	Temperatura acqua calda hot water temperature	/

CERTIFICAZIONI / CERTIFICATIONS:

CONFORMITA' / CONFORMITY .
 EN 1112, Chrome plating (fittings) EN 248